



DEPARTMENT OF DEFENSE CHESAPEAKE BAY PROGRAM

**DoD Regional Environmental Coordination Office
Navy Region, Mid-Atlantic
Sarah Diebel**

**Chesapeake Bay Commission Meeting
Washington, D.C.
May 8, 2014**



Overview



- DoD Chesapeake Bay Program (CBP)
- DoD Watershed Footprint
- DoD Accomplishments
- Challenges
- Future Initiatives
- Questions





DoD Chesapeake Bay Program



The VISION of the DoD Chesapeake Bay Program is to protect the Chesapeake Bay for military readiness, for our community and for future generations



The MISSION of the DoD Chesapeake Bay Program is to incorporate restoration, pollution prevention, and stewardship initiatives for the Chesapeake Bay into DoD's daily mission of providing the military forces that are needed to deter war and to protect the security of the United States; to partner with federal, state and local governments and organizations and citizen groups to maximize resources and strengthen Bay restoration and protection efforts; and to engage all levels of DoD military, civilians, and their families to be environmental stewards of the watershed where they live.

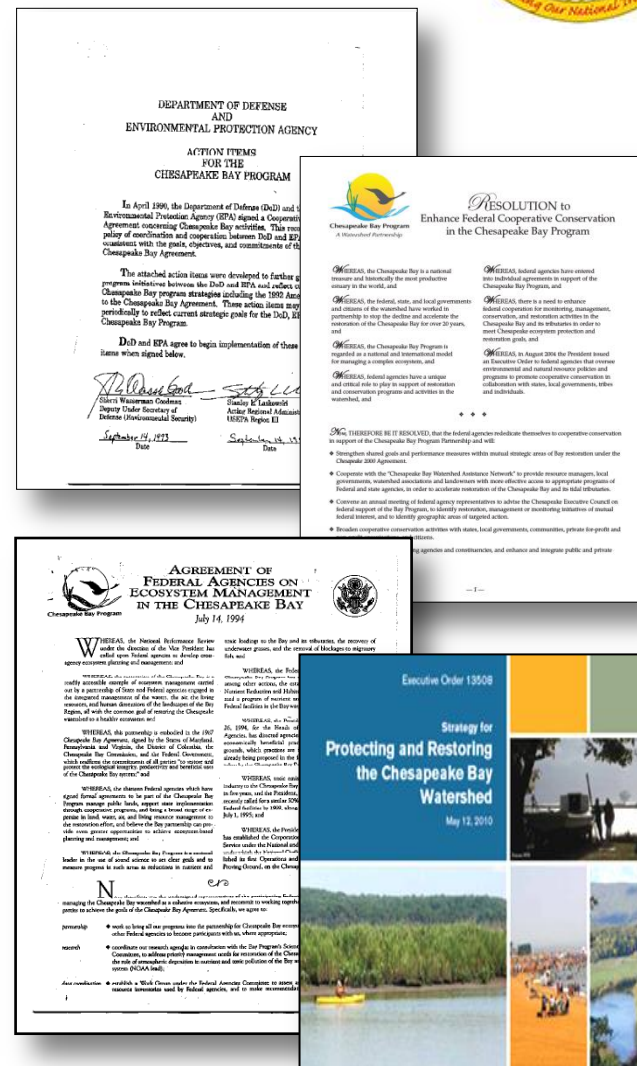




DoD Chesapeake Bay Program



- 1984 DoD formal partner in CBP
- Dept. Navy Executive Lead
- Navy Region Mid-Atlantic (NRMA) manages program
- Each service has its own CBP lead
- Executive Order 13508
 - Restoring Clean Water
 - Recovering Habitat
 - Sustaining Fish and Wildlife
 - Land Conservation and Public Access
 - Environmental Stewardship



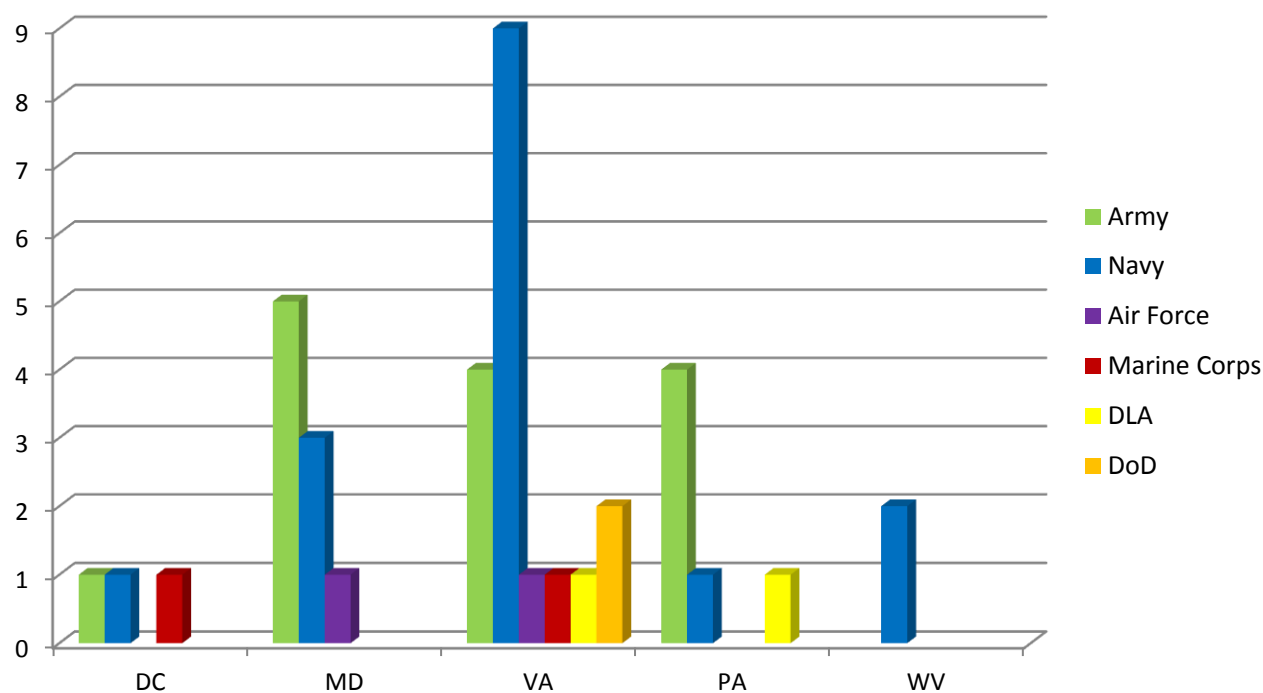


DoD Watershed Footprint



- DoD manages 38 installations and 440,737 acres
 - 1% of watershed
 - 20% of Federal footprint

DoD Installations by Jurisdiction



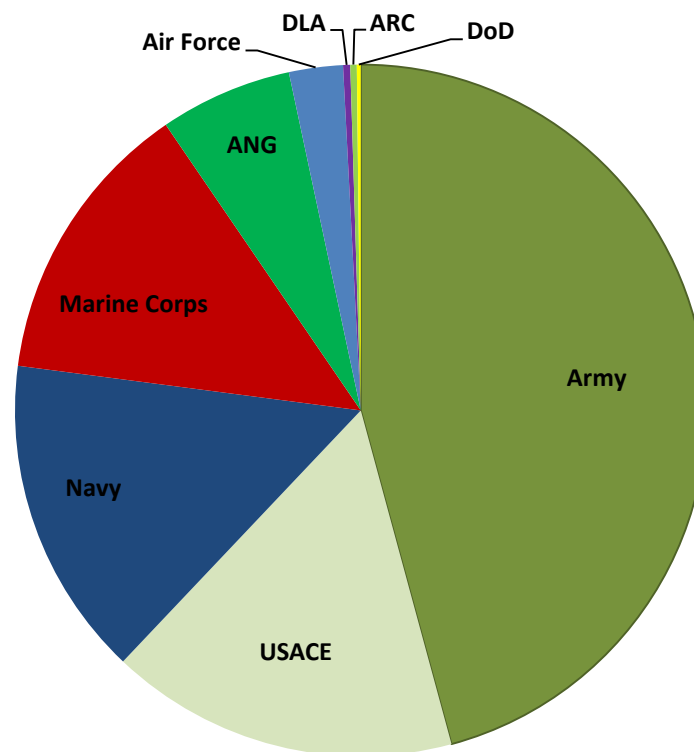


DoD Watershed Footprint



- DoD manages 38 installations and 440,737 acres
 - 1% of watershed
 - 20% of Federal footprint

DoD Acreage Distribution by Service	
Army	201,747
Army Corps of Engineers (USACE)	71,810
Navy	66,085
Marine Corps	59,064
Army National Guard (ANG)	27,312
Air Force	11,111
Defense Logistics Agency (DLA)	1,459
Army Reserve Centers (ARC)	1,340
DoD	809
Total	440,737





DoD Accomplishments Restoring Clean Water



- \$64M in 2013
 - Wastewater treatment plant upgrades
 - Sanitary sewer improvements
 - Stormwater programs
 - Air quality improvements
 - Best management practices (BMPs)
 - Impervious surface reduction
 - Water conservation






DoD Accomplishments

Restoring Clean Water cont.



- Water Quality Milestones
 - Watershed implementation plan (WIP) support
 - Communicate new requirements
- Bay TMDL Implementation
 - Inventory current practices
 - Assess opportunities
 - Determine baseline loads and load reduction scenarios
 - Draft concept designs
 - Construct
 - Report





DoD Accomplishments Recovering Habitat



- \$3.8M in 2013
 - Integrated natural resources
 - Protect and enhance wetlands
 - Protect and enhance habitat for Bay species
 - Combat invasive species
 - Support living shorelines
 - Enhance riparian forest buffers
 - Restore fish passage





DoD Accomplishments Sustaining Fish and Wildlife



- \$600K in 2013
 - Enhance native oyster populations
 - Species surveys and assessments
 - Wildlife management
 - Construct, repair and install nest platforms for wildlife





DoD Accomplishments

Land Conservation and Public Access



- \$1.5M in 2013
 - Readiness and Environmental Protection Integration (REPI)
 - 178 acres in 2013
 - 14,193 acres at 9 installations
 - Hunting and fishing programs
 - Protection and maintenance of trail systems
 - Upgrade and enhance marinas and boat ramps





DoD Accomplishments Environmental Stewardship



- \$145K in 2013
- Promote partner collaboration
 - Clean the Bay Day (CTBD)
- Promote education and outreach
 - Earth Day
 - NPL Day
 - Tree City USA / Arbor Day



HAMPTON ROADS NAVY 2013 CTBD STATS

1,127 Volunteers
55 Miles Shoreline Cleaned
818 Bags of Trash
22,995 lbs Collected



Challenges



- Funding
 - Overall DoD budget to sustain mission readiness is going down
 - Difficult to implement projects without regulatory requirement
 - Three to five year lead time to request projects
- Bay TMDL
 - Significant compliance costs projected \$10M-\$20M/yr
 - BMP operation and maintenance projected \$5K/yr/BMP
 - Reporting coordination with Bay jurisdictions



Future Initiatives



- Total funds planned for FY14 execution \$58M
- Enhance collaborative efforts within CBP Partnership
 - Updating land use information
 - Support improvement of modeling tools
 - Stewardship opportunities
- Bay TMDL Implementation
 - Support Phase III WIPs
 - Complete inventories, assessments and pollution reduction plans
 - Comply with stormwater permits
 - Report progress and 2-year milestones
- Develop Best Management Plan Operation & Management Policy



Questions

