




Public Land Conservation Funding



Chesapeake

CONSERVATION PARTNERSHIP

Foster collaborative action to
conserve culturally and
ecologically important landscapes
benefitting people, economies,
and nature throughout the
six-state watershed.





CONSERVING CHESAPEAKE LANDSCAPES

Protecting Our Investments,
Securing Future Progress

A REPORT BY THE CHESAPEAKE BAY COMMISSION AND CHESAPEAKE CONSERVANCY

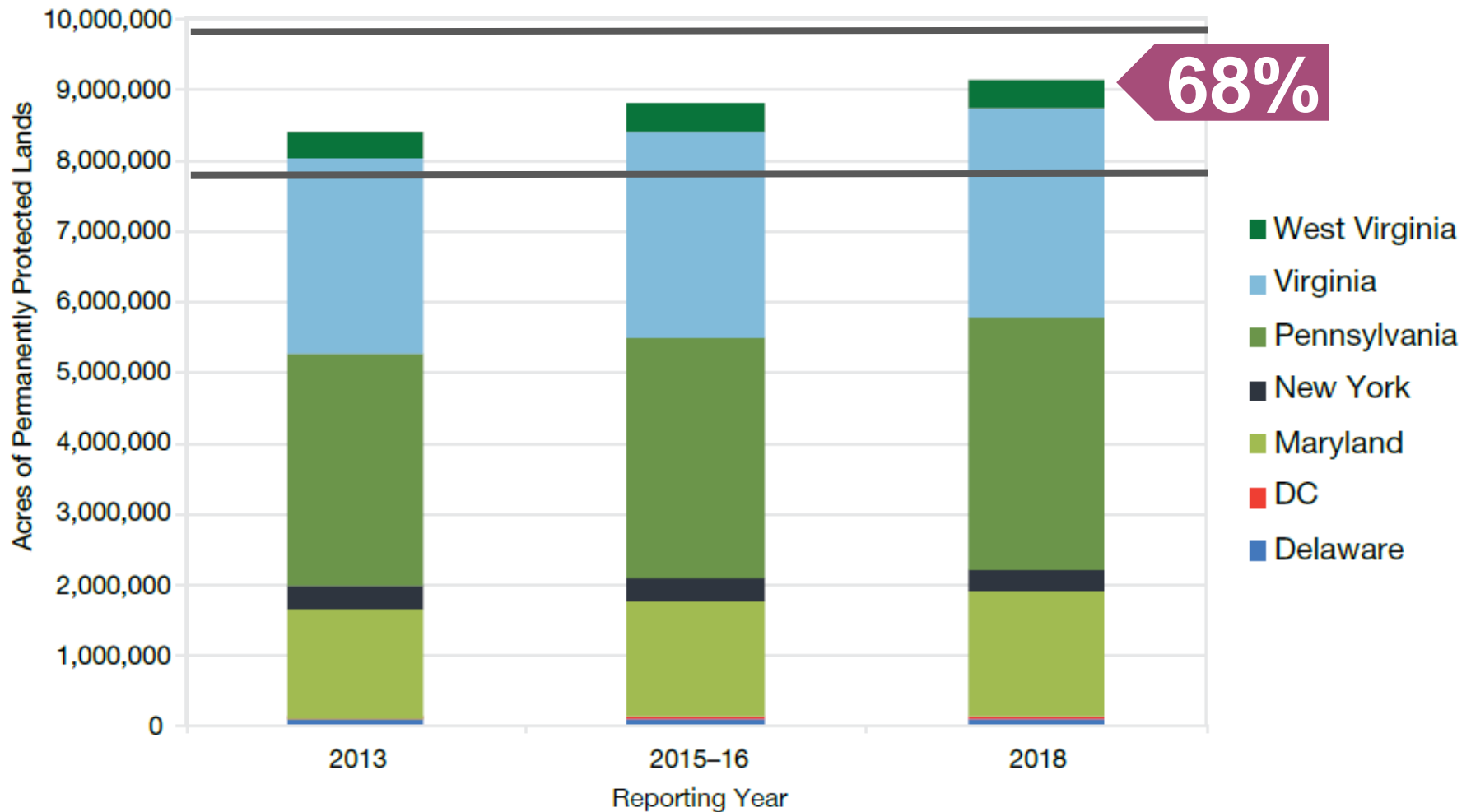


Marking Milestones



PROGRESS IN CONSERVING LAND
IN THE CHESAPEAKE BAY WATERSHED

ACRES OF PROTECTED LAND IN THE CHESAPEAKE BAY WATERSHED BY JURISDICTION



Maryland

2018 SUCCESS STORY

New Wildlife Management Area for Maryland's Upper Eastern Shore

In 2018, Maryland Department of Natural Resources (DNR) acquired 1,172 acres in Queen Anne's County on the Upper Eastern Shore of the Chesapeake. The property near Sudlersville will be a wildlife management area to permanently protect agricultural fields, mature forested uplands, and stream corridors that sustain high water quality along a tributary to the Chester River. The acquisition will also protect a high diversity of flora and fauna in the upland areas to provide essential habitat for migratory songbirds, pollinators, and small mammals.

Former Maryland Secretary of Natural Resources Mark Belton describes this as "an exciting win for both conservation advocates as well as outdoor enthusiasts. This large and incredibly beautiful property...will protect ecologically sensitive habitat while providing the public an excellent location for outdoor recreation, especially hunting or trapping."

DNR utilized Maryland's Program Open Space funds and collaborated with the Eastern Shore Land Conservancy on the acquisition. "This farm has been one of our highest priorities for conservation for more than two decades," Conservancy President Rob Etgen said. "It includes a huge area of prime farmland, and the streams are the largest remaining chunk of unprotected habitat for several endangered wildlife species."

The property known locally as Ben Lee Farm on Maryland's Eastern Shore will provide conservation, habitat, and recreation opportunities as a new wildlife management area.

DOTTY HOLCOMB DOHERTY



Pennsylvania

2018 SUCCESS STORY



The Arentz family of Adams County, Pennsylvania, celebrates 25 years of farmland preservation.

LOY ELLIOTT

Shared Interest in Family Farm Operations

Arentz Hay and Grain is a family farm operation outside of Littlestown, Pennsylvania, owned by Jean Arentz and her three sons, Jay, Craig, and Rodney, and their families. The operation consists of over 3,500 acres of prime farm soils, both owned and rented.

In 2018, the Arentz family added to their farmland preservation total by permanently preserving an additional 100 acres. They now own over 750 acres of land preserved through the Adams County Farmland Preservation Program. This is one of more than 185 farms and 14,696 acres conserved

The Arentz family originally purchased the newly protected land from Hanover Shoe Farms, Inc., the largest standard-bred racehorse breeding facility in the world. Interestingly, the sale was negotiated in hay and straw. Literally, the mortgage is paid in feed and bedding for the horses. Hanover Shoe Farms purchases about 90 percent of all their grain, straw, and hay from the Arentz family and other local farmers, helping to sustain the agricultural economy in Adams and York counties. Russell Williams, president of Hanover Shoe Farms, says that the local soils "grow great horses."

Virginia

2018 SUCCESS STORY



Malvern Hill Farm, highly sought for its multiple scenic, historical, and recreational values, is now permanently protected for public use.

CAPITAL REGION LAND CONSERVANCY

Prized Malvern Hill Farm Includes Access to James River

With a rich history dating to the late 17th century, Malvern Hill Farm, near Richmond, Virginia, is the only documented place in the United States that has seen US troop activity during three major military conflicts on American soil.

The location was the base for the Marquis de La Fayette

To acquire the property Capital Region Land Conservancy partnered with the National Park Service, Virginia Department of Conservation and Recreation, Virginia Department of Historic Resources, Civil War Trust, Henrico County, and the James River Association. The Conservancy has placed a conservation

Value of Protected Lands

\$2.4 billion

Economic output annually,
National Parks in watershed

\$52.0 billion

Spent annually, outdoor
recreation in watershed

\$338.0 million

Economic activity annually,
Virginia State Parks

\$5.1 billion

Ecosystem services annually,
VA protected lands

\$33 million

Ecosystem services annually,
Lancaster Co. PA protected lands

Farms

Forests

Habitat

Heritage

Health



All interconnected:

Vibrant economy

Strong communities

Healthy people

Working farms/forests

Thriving native wildlife

Clean water

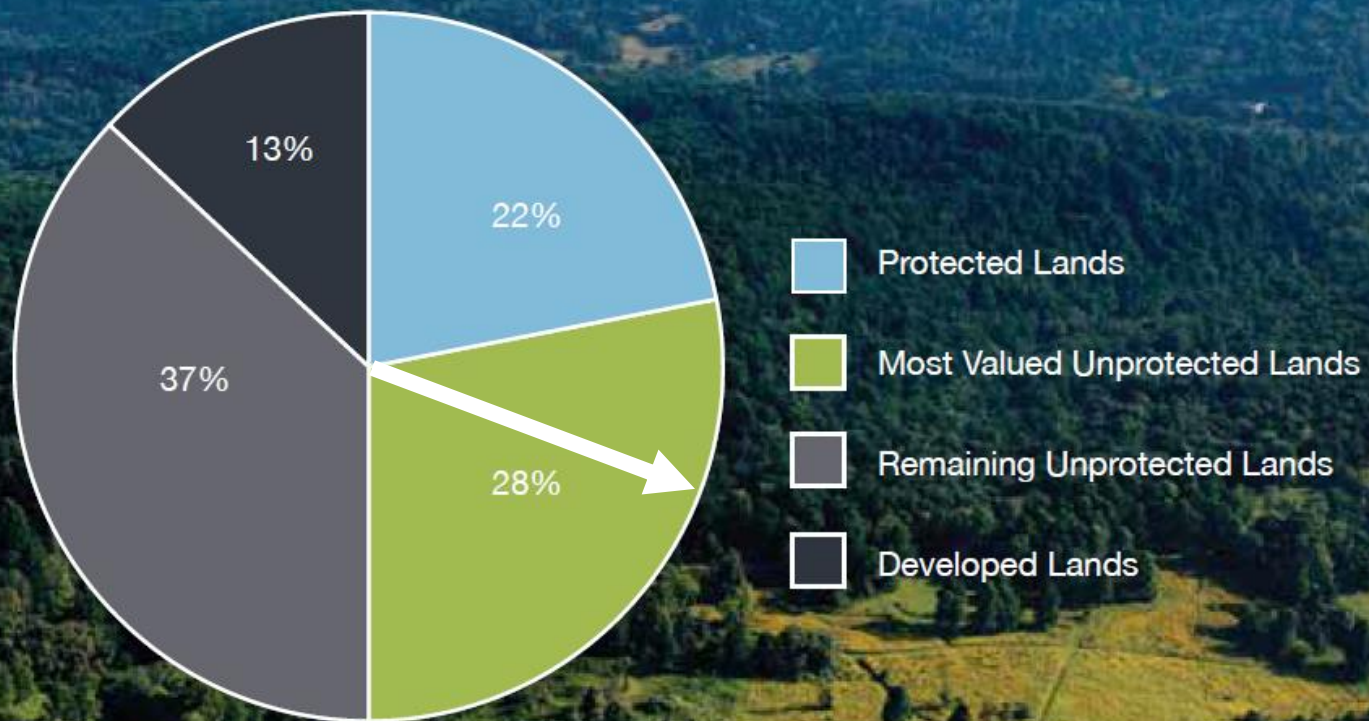
Healthy watersheds

Shared heritage

Recreation

Quality of life

LANDS OF THE CHESAPEAKE



An aerial photograph of a city, likely Washington D.C., showing a dense urban area with numerous buildings, roads, and green spaces. The text is overlaid on the image in a large, white, sans-serif font.

Add 22% by 2050

=

17 Richmonds

80 Harrisburgs

100 Annapolises

Migratory Birds

2.5
BILLION
MIGRATORY BIRDS
LOST SINCE 1970

-28%
POPULATION LOSS
IN MIGRATORY
BIRD SPECIES
SINCE 1970

2 IN 5

BALTIMORE ORIOLES
LOST SINCE 1970







STATEWIDE FUNDING LEVELS FOR STATE PROGRAMS SUPPORTING LAND PROTECTION

Program	FY2016		FY2017		FY2018		FY2019	
	Overall Fund	Portion Allocated to Land Protection	Overall Fund	Portion Allocated to Land Protection	Overall Fund	Portion Allocated to Land Protection	Overall Fund	Portion Allocated to Land Protection
DELAWARE¹								
Land Protection Act (Open Space Program)	0	0	0	0	0	0	9,000,000	9,000,000
Agricultural Lands Preservation Program	2,600,000	2,600,000	1,900,000	1,900,000	2,500,000	2,300,000	6,000,000	6,000,000
Forestland Preservation Program	0	0	0	0	0	0	1,000,000	1,000,000
Young Farmers Program	400,000	400,000	600,000	600,000	500,000	500,000	3,000,000	3,000,000
TOTAL DELAWARE	3,000,000	3,000,000	2,500,000	2,500,000	3,000,000	3,000,000	19,000,000	19,000,000
MARYLAND²								
Rural Legacy	10,082,000	10,082,000	17,668,000	17,668,000	22,913,000	22,913,000	25,017,000	25,017,000
Program Open Space Statewide	21,602,000	21,602,000	13,868,000	13,868,000	27,976,000	27,976,000	48,532,000	48,532,000
Program Open Space Local	30,134,000	12,300,000	21,690,000	8,900,000	37,213,000	15,200,000	30,287,000	22,500,000
Maryland Agricultural Land Preservation Foundation (MALPF)	26,100,000	26,100,000	21,200,000	21,200,000	32,900,000	32,900,000	48,900,000	48,900,000
TOTAL MARYLAND	87,918,000	70,084,000	74,421,000	61,531,000	121,002,000	98,989,000	175,736,000	144,949,000
NEW YORK³								
Environmental Protection Fund								
• Open Space Program	26,550,000	25,300,000	40,000,000	38,500,000	36,349,000	35,349,000	35,000,000	34,000,000
• Agricultural and Farmland Protection Program	15,000,000	15,000,000	20,000,000	19,900,000	20,000,000	19,910,000	18,000,000	17,910,000
• Parks, Recreation and Historic Preservation (Municipal Parks)	15,750,000	N/A	20,000,000	N/A	20,000,000	N/A	19,500,000	N/A
Water Infrastructure Improvement Act								
• Source Water Protection ⁴	0	0	22,000,000	22,000,000	22,000,000	22,000,000	22,000,000	22,000,000
TOTAL NEW YORK	67,300,000	40,300,000	102,000,000	80,430,000	98,349,000	77,262,000	94,500,000	73,910,000
PENNSYLVANIA								
Keystone Recreation, Park and Conservation Fund (DCNR) ^{5, 6}								
• Park and Forest Facility Rehabilitation	26,801,000	478,514	29,786,000	0	27,777,000	2,500,000	24,803,000	0
• Grants for Land Trusts	8,934,000	0,389,000	9,929,000	8,500,000	9,250,000	8,814,000	8,268,000	7,854,000
• Grants for Local Recreation ⁷	22,334,000	2,500,000	24,826,000	2,600,000	23,148,000	2,700,000	20,669,000	N/A
Oil and Gas Lease Fund (DCNR allocation)	50,000,000	500,000	61,291,000	0	48,798,000	2,157,000	69,774,000	0
Environmental Stewardship Fund (DCNR allocation)	16,714,000	1,433,460	20,800,000	758,500	15,825,000	343,000	13,227,000	0

Notes:

Funding levels represent statewide amounts, not amounts dedicated to the Chesapeake Bay watershed. Table includes state funds only. It does not include any county, federal, or other matching funds which may be used in association with listed programs. N/A indicates the funding level for that year/program was not available.

1. Delaware Land Protection Act data provided by Delaware Department of Natural Resources and Environmental Control. Data for other three programs provided by Delaware Department of Agriculture.
2. Maryland data provided by Maryland Department of Natural Resources.
3. New York data compiled by The Nature Conservancy.
4. Keystone Fund, Oil and Gas Lease Fund, and Environmental Stewardship Fund data provided by Pennsylvania Department of Conservation and Natural Resources.

- i. Grants support park/recreation acquisition, development, and planning. Amount dedicated to acquisitions N/A.
- ii. \$110 million appropriated in 2017 from bonded capital with anticipated 5-year spend down. Table depicts average annual amount for grants; actual annual could vary.
- iii. Reflects allocations to PA DCNR.
- iv. FY19 allocation for land protection not yet available (N/A).

See Appendix for specific program descriptions.

Program	FY2016		FY2017		FY2018		FY2019	
	Overall Fund	Portion Allocated to Land Protection	Overall Fund	Portion Allocated to Land Protection	Overall Fund	Portion Allocated to Land Protection	Overall Fund	Portion Allocated to Land Protection
PENNSYLVANIA (CONT.)								
Farmland Preservation ^{5, 6}	36,000,000	36,000,000	36,000,000	36,000,000	37,000,000	37,000,000	38,000,000	38,000,000
Marcellus Legacy Fund ⁶								
• Greenways, Trails and Recreation Program ⁶	11,187,747	N/A	8,766,477	N/A	9,882,804	N/A	10,586,673	N/A
• Watershed Restoration and Protection Program ⁶	1,019,097	N/A	1,986,539	N/A	1,820,000	N/A	1,993,682	N/A
Mitigation Funds ⁶								
TOTAL PENNSYLVANIA	172,969,844	49,400,974	193,382,015	48,858,500	173,507,804	53,514,000	189,321,355	45,854,600
VIRGINIA								
Land Preservation Tax Credit ^{8, 9}	50,968,175	59,968,175	75,000,000	75,000,000	75,000,000	94,728,579	75,000,000	N/A
Virginia Outdoors Foundation Operations ⁹	3,255,240	3,255,240	3,284,228	3,255,240	4,324,636	4,824,636	1,732,750	1,732,750
Virginia Outdoors Foundation Preservation Trust Fund	750,000	750,000	2,000,000	2,000,000	900,000	900,000	0	0
Land Conservation Foundation	2,250,000	2,250,000	6,000,000	6,000,000	3,600,000	3,600,000	0	0
Battlefield Preservation Fund			792,000	792,000	1,000,000	1,000,000	1,150,000	1,150,000
Farmland Preservation Fund ^{8, 9}	1,750,000	1,750,000	500,000	500,000	250,000	250,000	250,000	250,000
Restricted One-time Mitigation Funds ⁸					60,700,000	18,200,000		
TOTAL VIRGINIA⁸	67,973,415	67,973,415	87,576,226	87,547,240	145,747,636	122,998,215	78,152,750	3,152,750
WEST VIRGINIA								
Farmland Protection Program ^{10, 11}	777,402	777,402	748,164	748,164	783,174	783,174	N/A	N/A
Outdoor Heritage Conservation Fund Grant Program ^{11, 12}	388,701	388,701	374,082	374,082	391,587	391,587	N/A	N/A
Outdoor Heritage Conservation Fund/DCNR Funding ¹¹	388,701	388,701	374,082	374,082	391,587	391,587	N/A	N/A
DNR Wildlife Resources Land Acquisition ¹²	N/A	N/A	4,040,000	4,040,000	4,720,000	4,720,000	4,360,000	4,360,000
In-Lieu Fee Program ¹²	N/A	N/A	2,100,000	N/A	4,300,000	N/A	3,700,000	N/A
TOTAL WEST VIRGINIA	1,554,804	1,554,804	7,636,326	5,836,326	10,966,349	6,296,349	8,060,000	4,360,000
TOTAL WATERSHED STATES	390,736,063	232,313,193	467,515,569	286,503,068	552,219,788	362,049,563	564,770,105	291,226,350

5. Farmland Preservation Fund data provided by Pennsylvania Department of Agriculture.
6. Marcellus Legacy Fund data provided by Pennsylvania Department of Community and Economic Development.
7. Virginia Land Preservation Tax Credit data provided by Virginia Outdoors Foundation and Virginia Department of Taxation.
8. Farmland Preservation Fund data provided by Virginia Department of Agriculture and Consumer Services.
9. All other Virginia data provided by Virginia Department of Conservation and Recreation.
10. Farmland Protection Program data provided by West Virginia Department of Agriculture.
11. Outdoor Heritage Conservation Fund data provided by West Virginia Outdoor Heritage Conservation Fund.
12. DNR Wildlife Resources data provided by West Virginia Department of Natural Resources.

- i. Funding level represents annual state funding threshold allocation to the Pennsylvania Agriculture Land Preservation Board.
- ii. Allocation for land protection not available. Most funded projects are not for land protection, but a portion are. Totals are grants approved in full of the FY by the Commonwealth Financing Authority from the Marcellus Legacy Fund.
- iii. Allocation for land protection is not available. Most funded projects are not for land protection. Totals are grants approved in full of the FY by the Commonwealth Financing Authority from the Marcellus Legacy Fund.
- iv. This program is not active yet.
- v. Income tax credit for donated land or easements; total available credit level limited to \$750k per year. FY18 represents tax credit applied for in FY18, but not yet formally approved by VA Department of Taxation as of 05/09/2019. FY19 values not yet available.

- vi. Covers VOF Operations: General Fund Appropriation; Recreation Fees; LPTC Transfer Fee; Private Contributions; Cost Recovery Fees. FY19 values only represent partial data available.
- vii. Provides a 1:1 match in grant funds to county purchase of development rights (PDR) programs throughout the state.
- viii. One-time funds resulting from settlements to mitigate direct impacts to natural and/or cultural resources, including OARPT, Burn-Settle Creek, and Mountain Valley Pipeline. Funds restricted for certain purposes and geographies.
- ix. N/A. FY19 level not yet available, but projected as similar to prior years.
- x. Land protection allocation not available.

See Appendix for specific program descriptions.

States:

\$300 million +

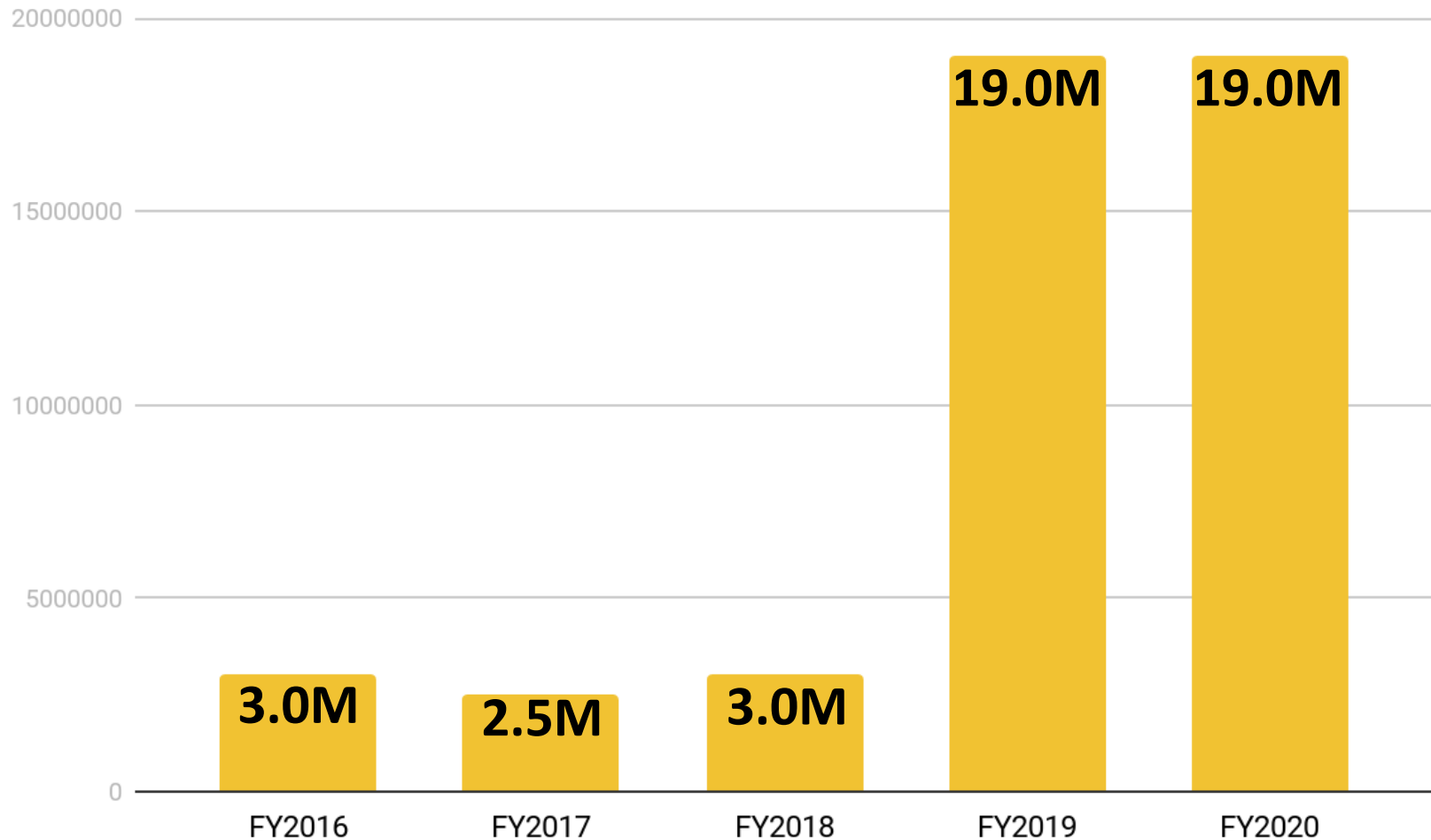
Federal:

~ \$30 million

Catalog of Land Conservation Financing

Delaware

State Funds Supporting Land Protection (State-wide)

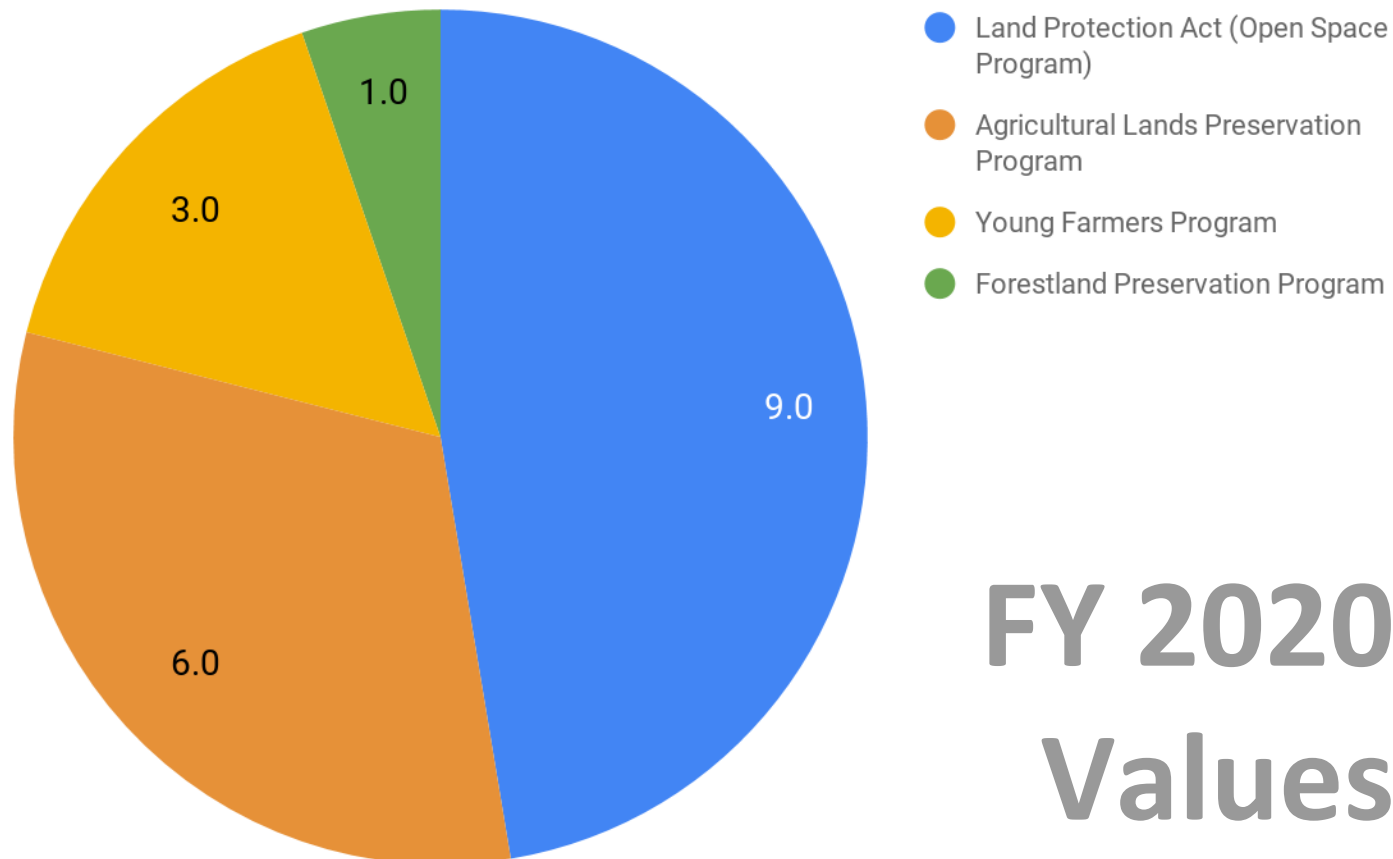


Source: DE DNREC, DE Department of Agriculture

Catalog of Land Conservation Financing

Delaware

State Funds Supporting Land Protection (State-wide)

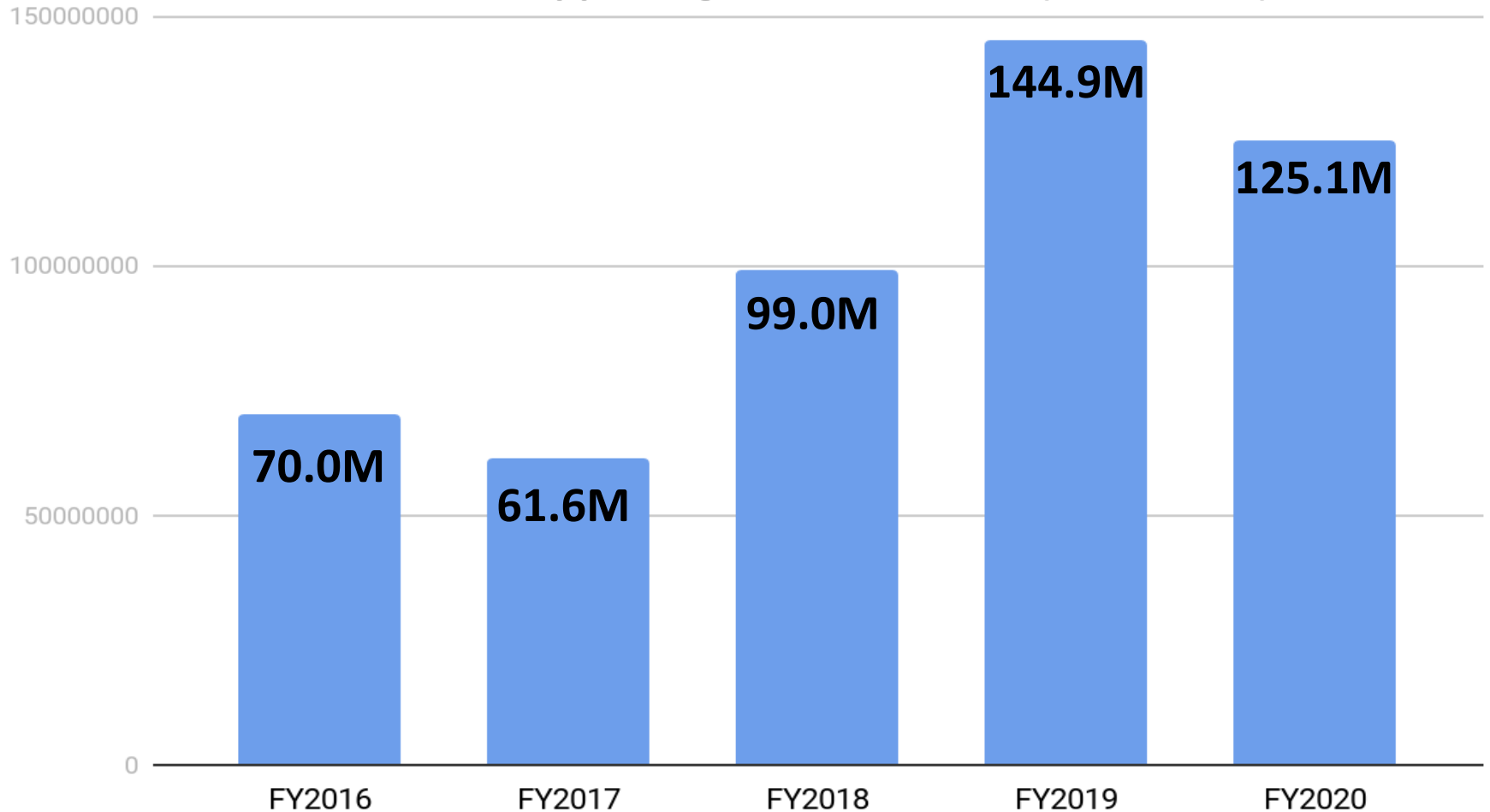


Source: DE DNREC, DE Department of Agriculture

Catalog of Land Conservation Financing

Maryland

State Funds Supporting Land Protection (State-wide)

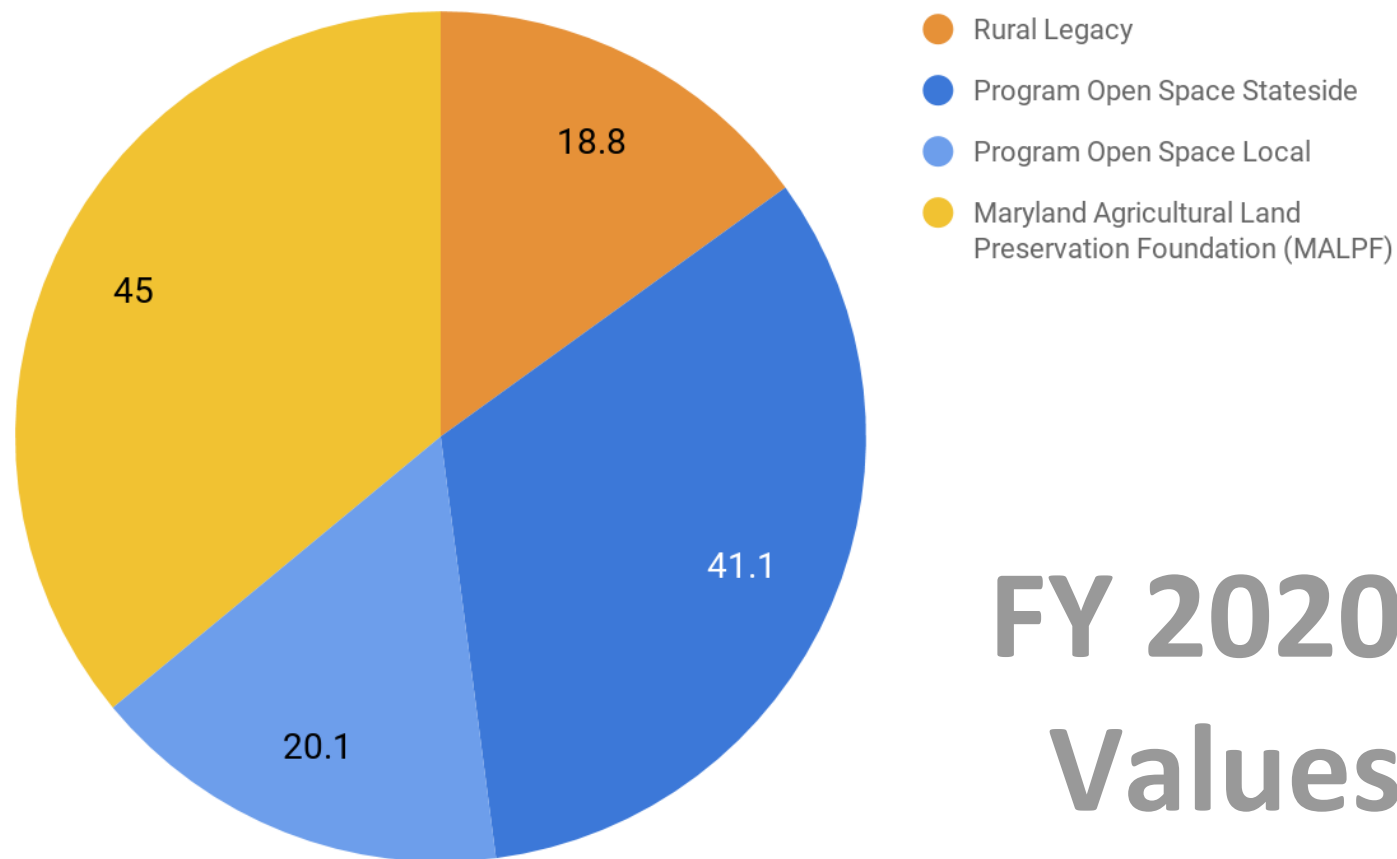


Source: MD Department of Natural Resources

Catalog of Land Conservation Financing

Maryland

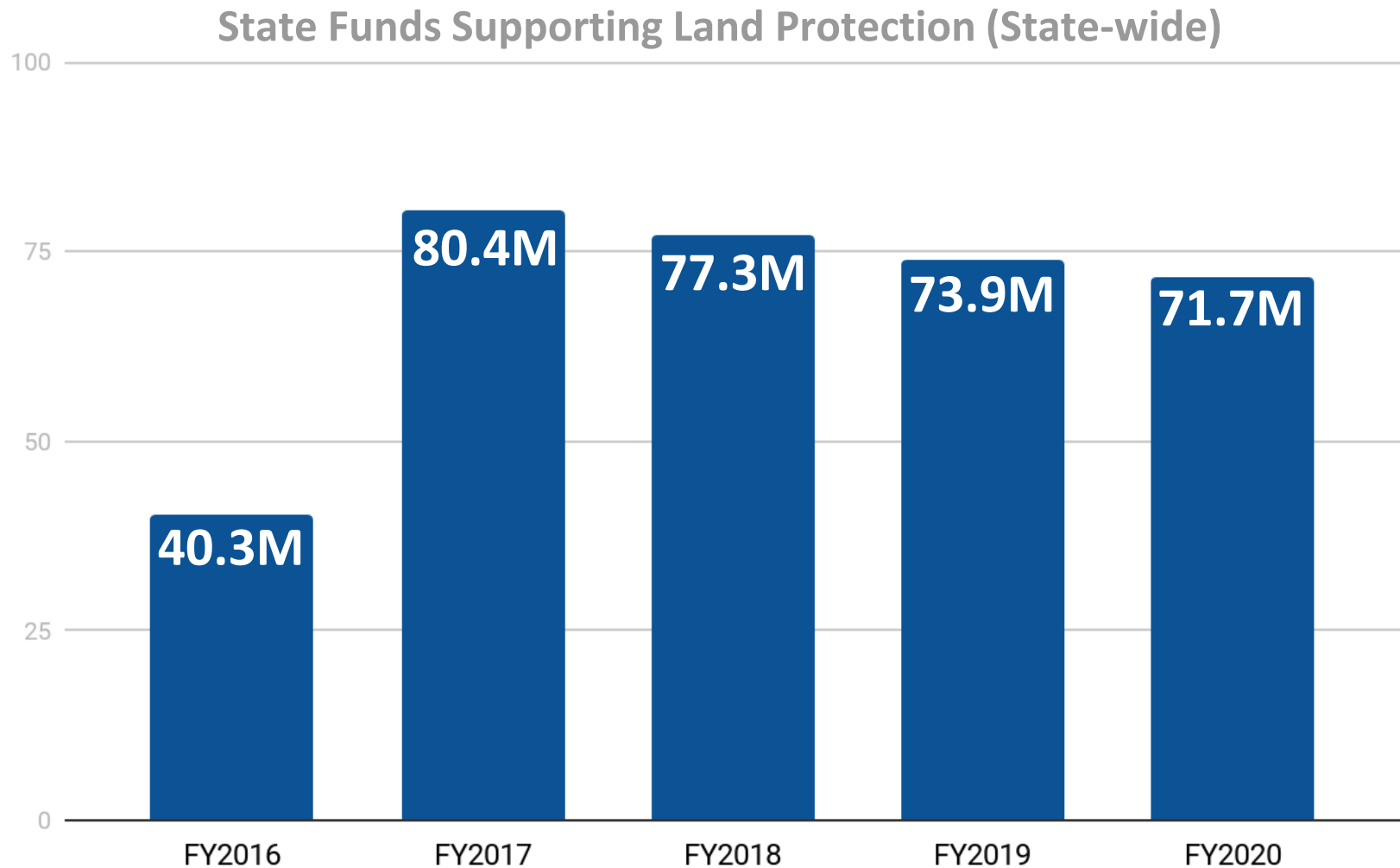
State Funds Supporting Land Protection (State-wide)



Source: MD Department of Natural Resources

Catalog of Land Conservation Financing

New York

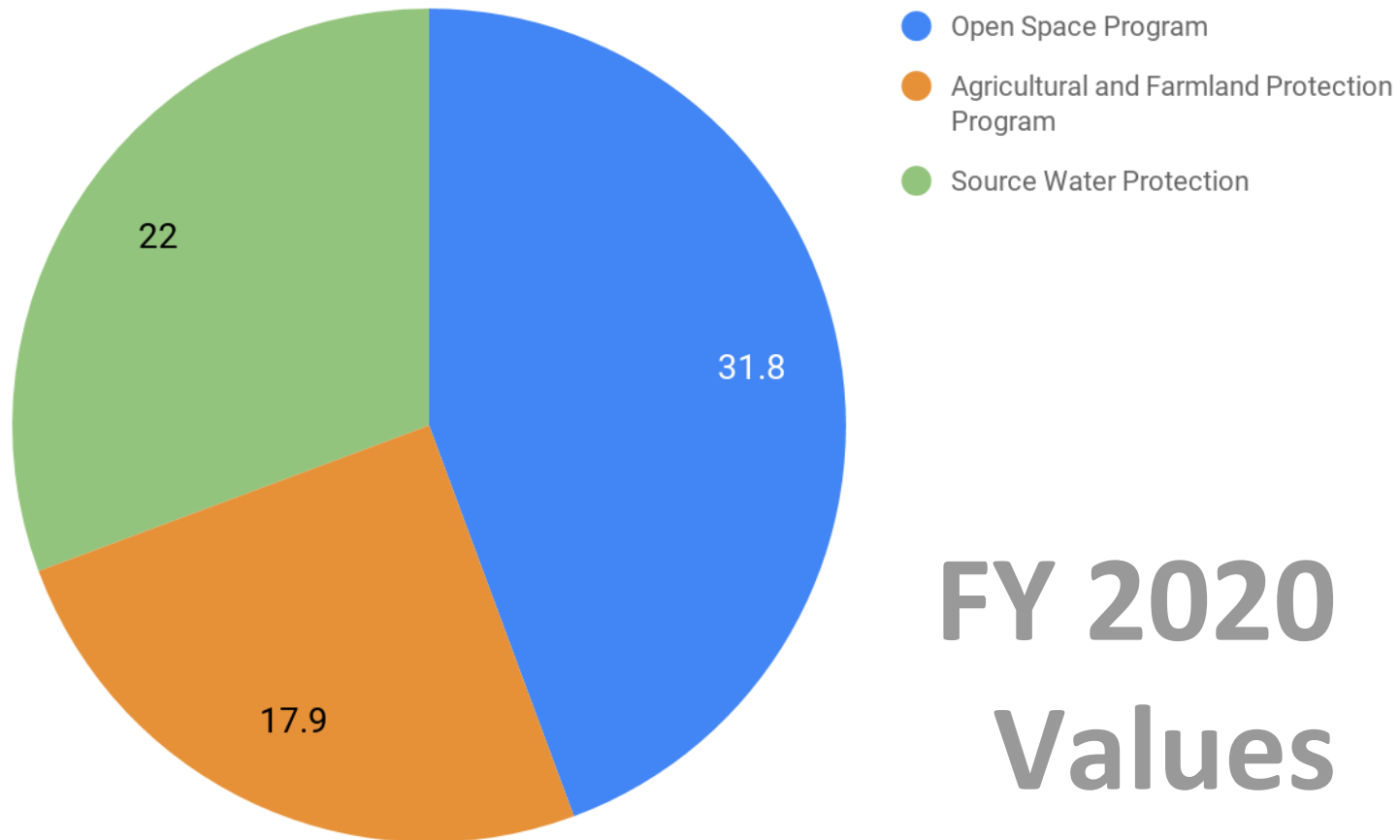


Source: The Nature Conservancy

Catalog of Land Conservation Financing

New York

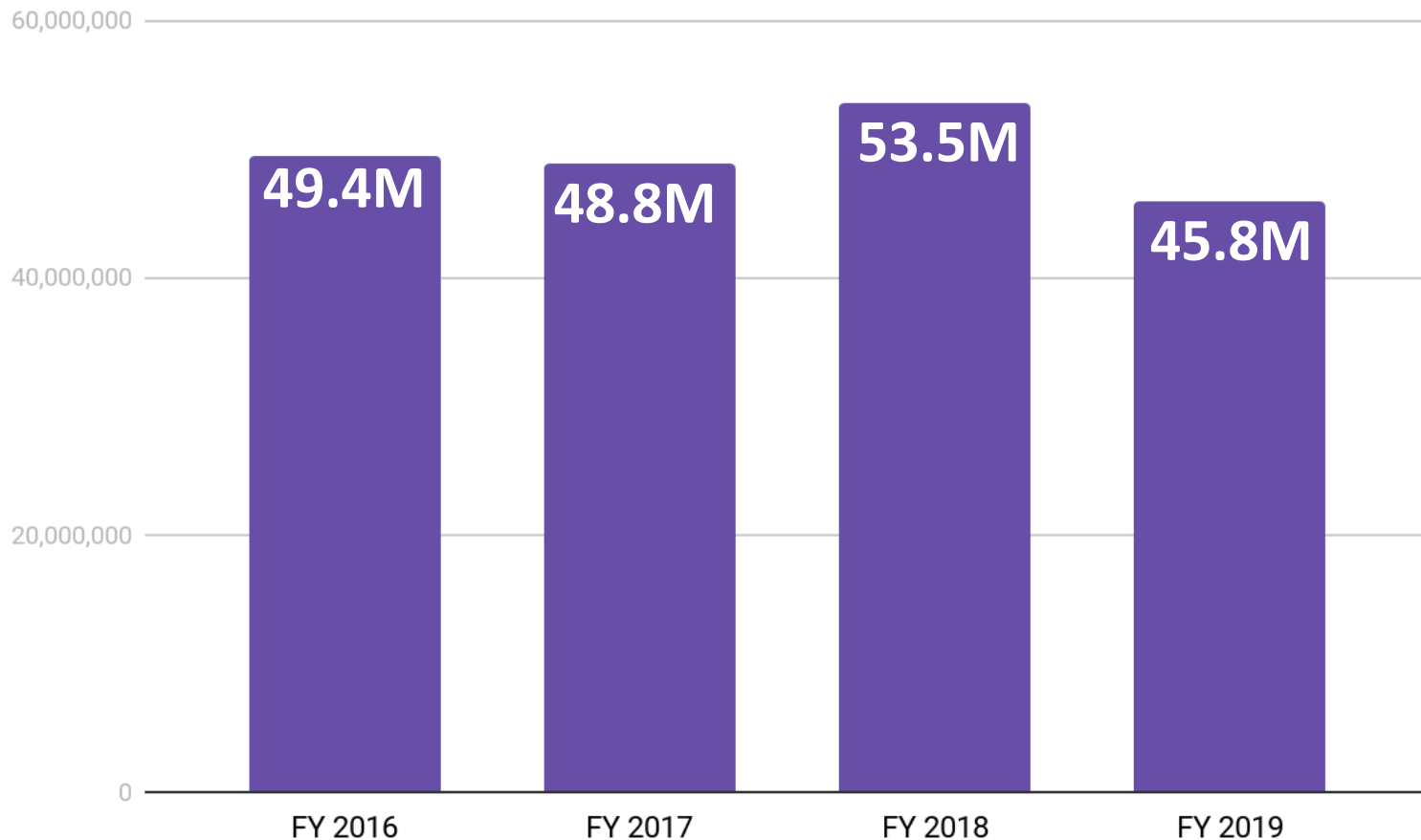
State Funds Supporting Land Protection (State-wide)



Catalog of Land Conservation Financing

Pennsylvania

State Funds Supporting Land Protection (State-wide)

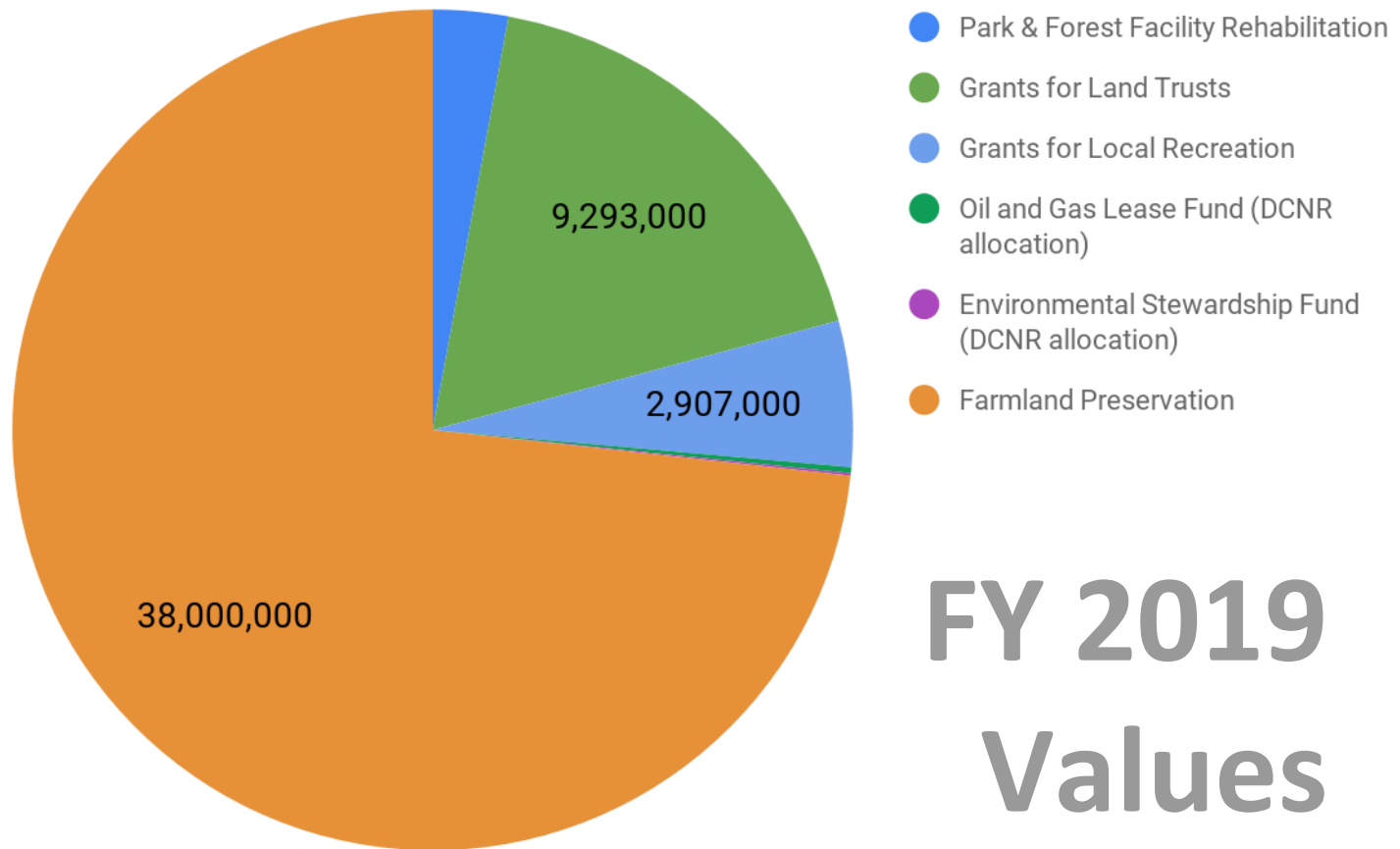


Source: PA DCNR. PA Dept. of Agriculture, PA DCED

Catalog of Land Conservation Financing

Pennsylvania

State Funds Supporting Land Protection (State-wide)

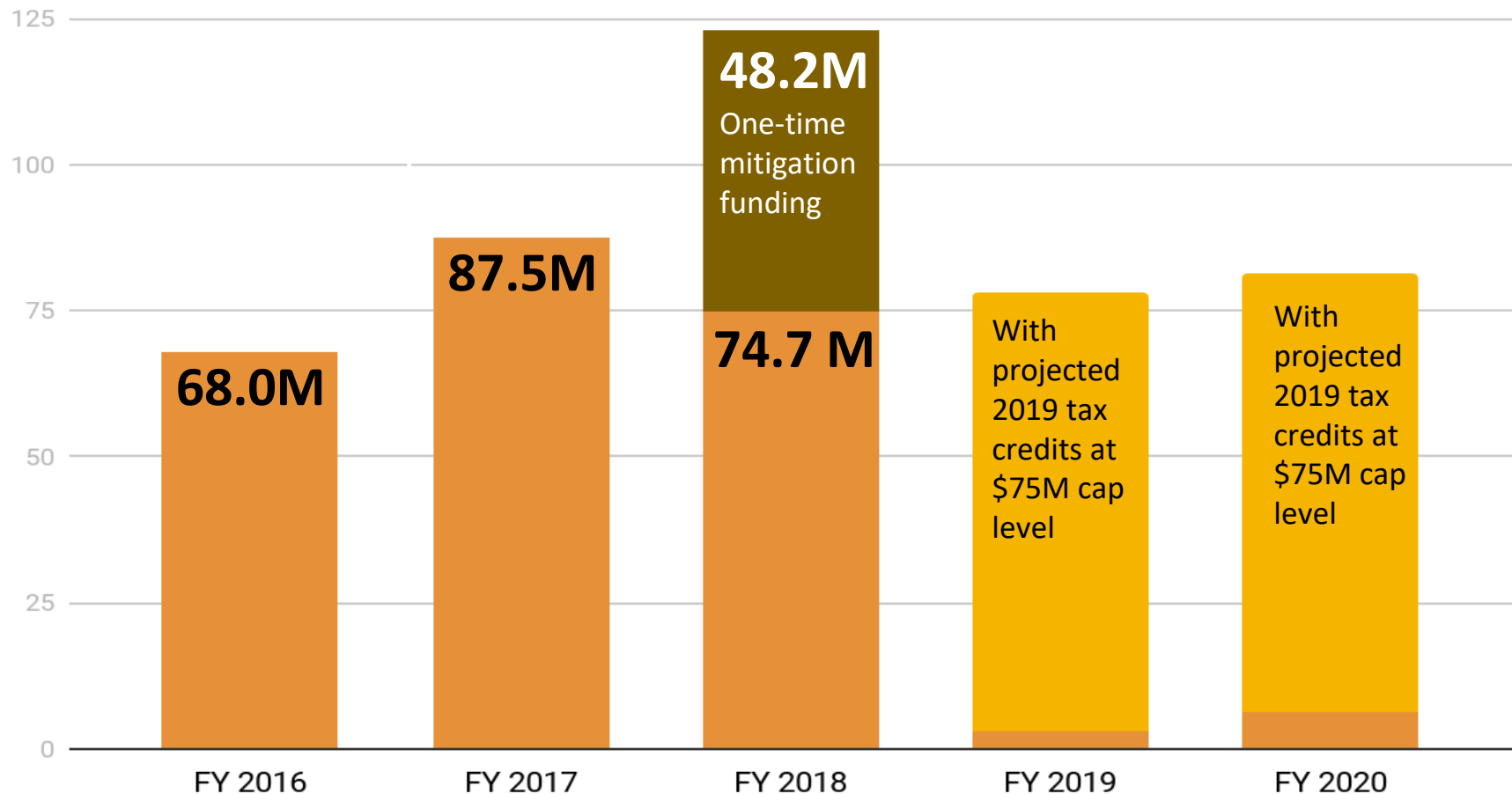


Source: PA DCNR. PA Dept. of Agriculture, PA DCED

Catalog of Land Conservation Financing

Virginia

State Funds Supporting Land Protection (State-wide)

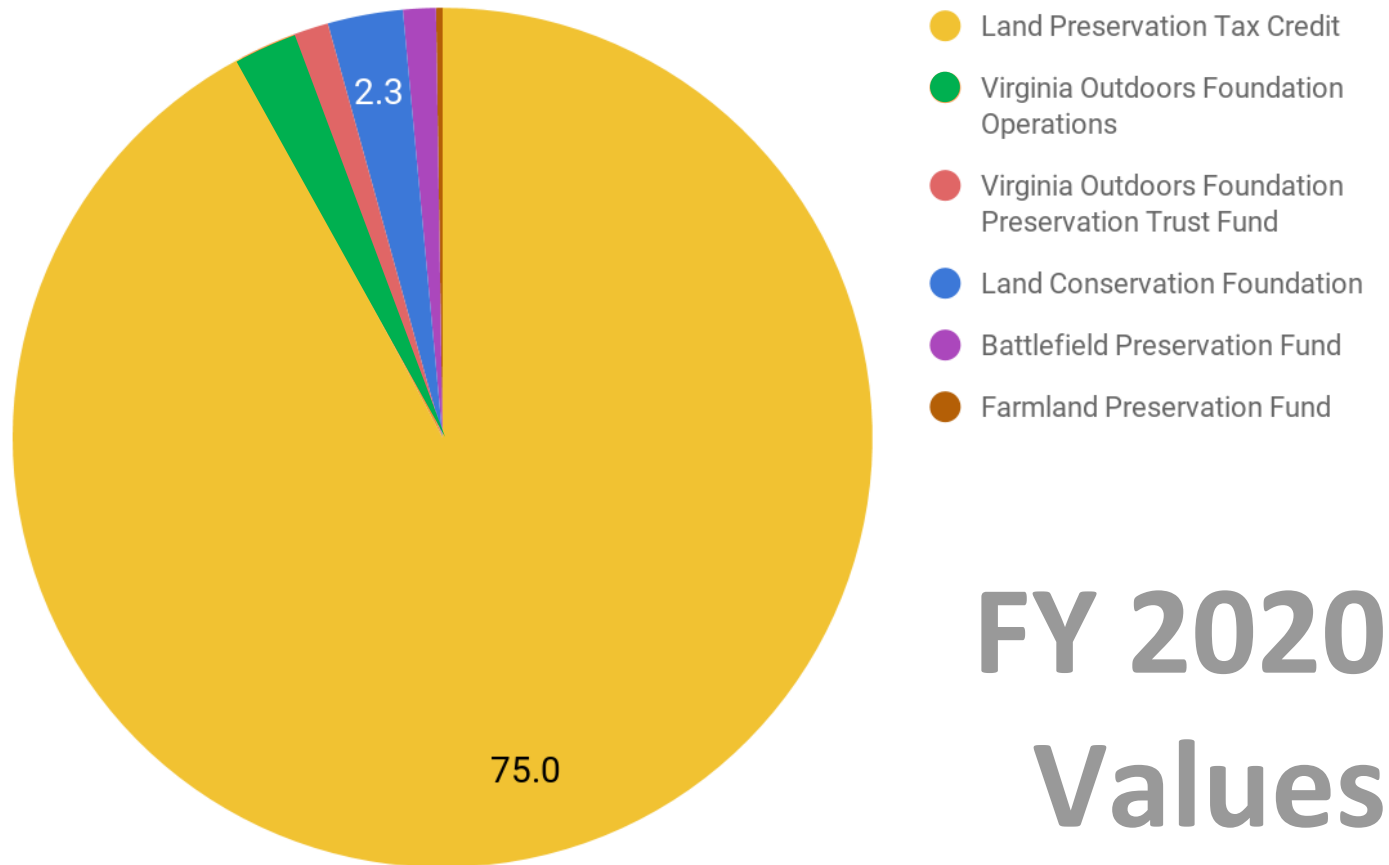


Source: VA DCR, VA DHR, VA DACS, VOF

Catalog of Land Conservation Financing

Virginia

State Funds Supporting Land Protection (State-wide)



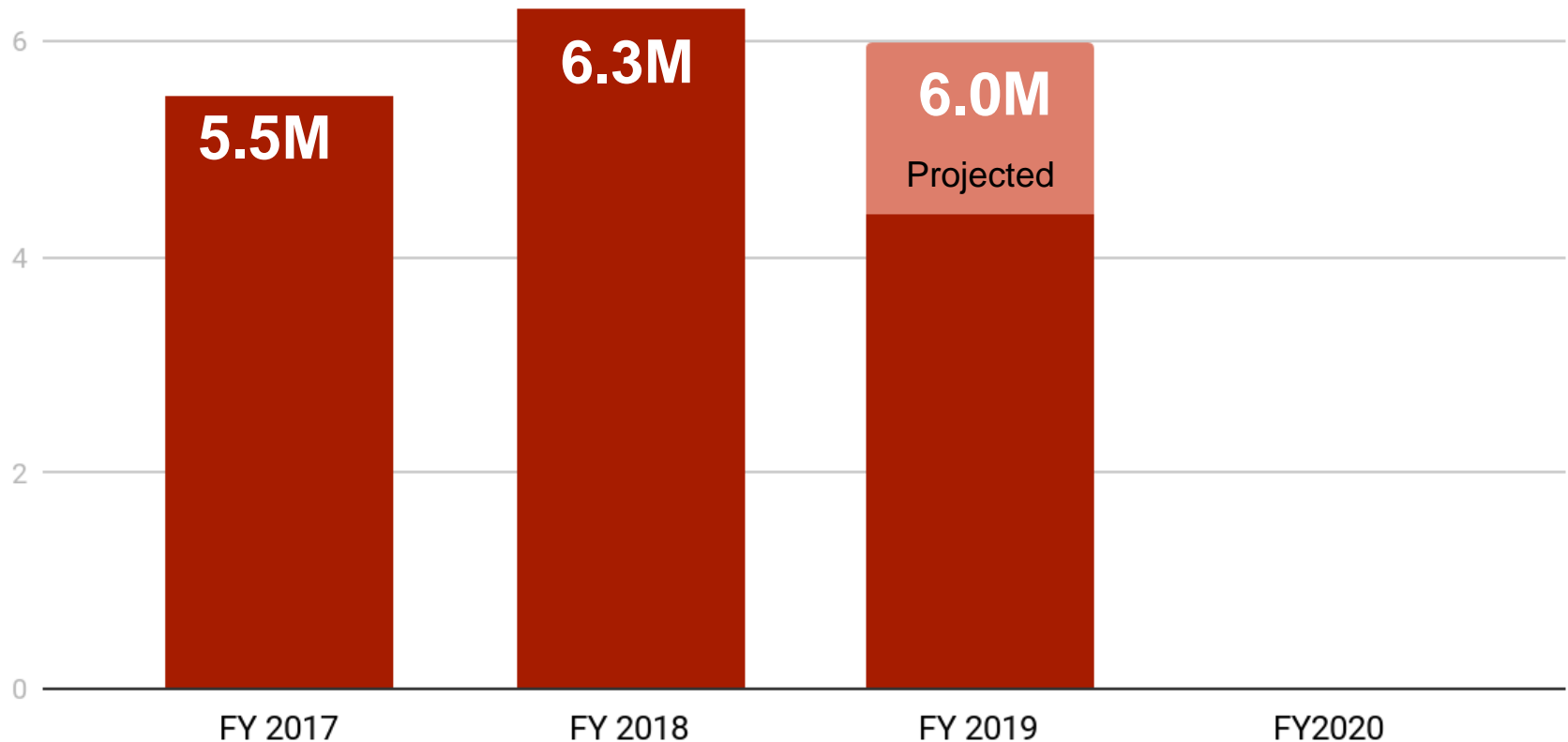
FY 2020
Values

Source: VA DCR, VA DHR, VA DACS, VOF

Catalog of Land Conservation Financing

West Virginia

State Funds Supporting Land Protection (State-wide)

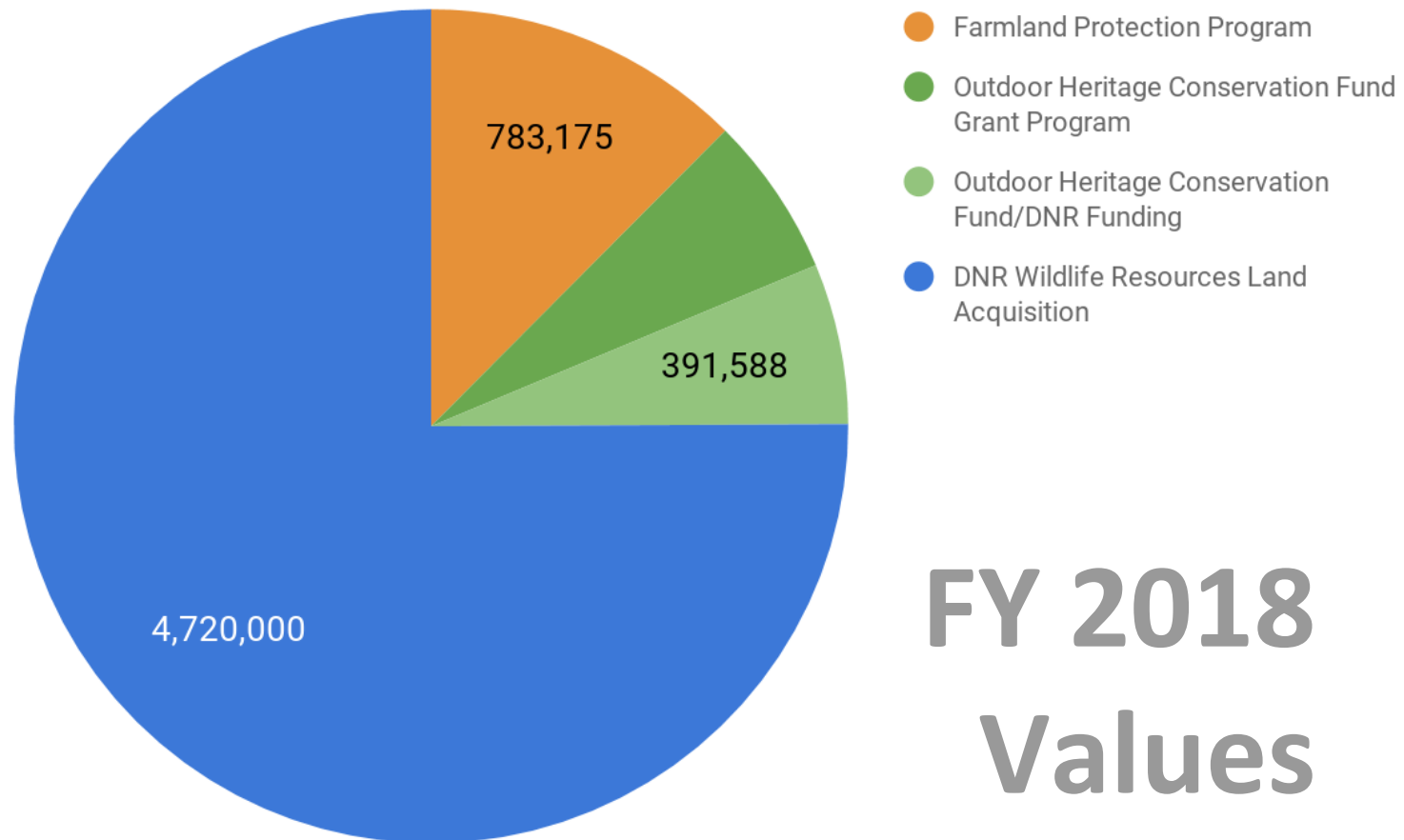


Source: WV Agricultural Land Protection Authority, WV DNR, WV OHCF

Catalog of Land Conservation Financing

West Virginia

State Funds Supporting Land Protection (State-wide)

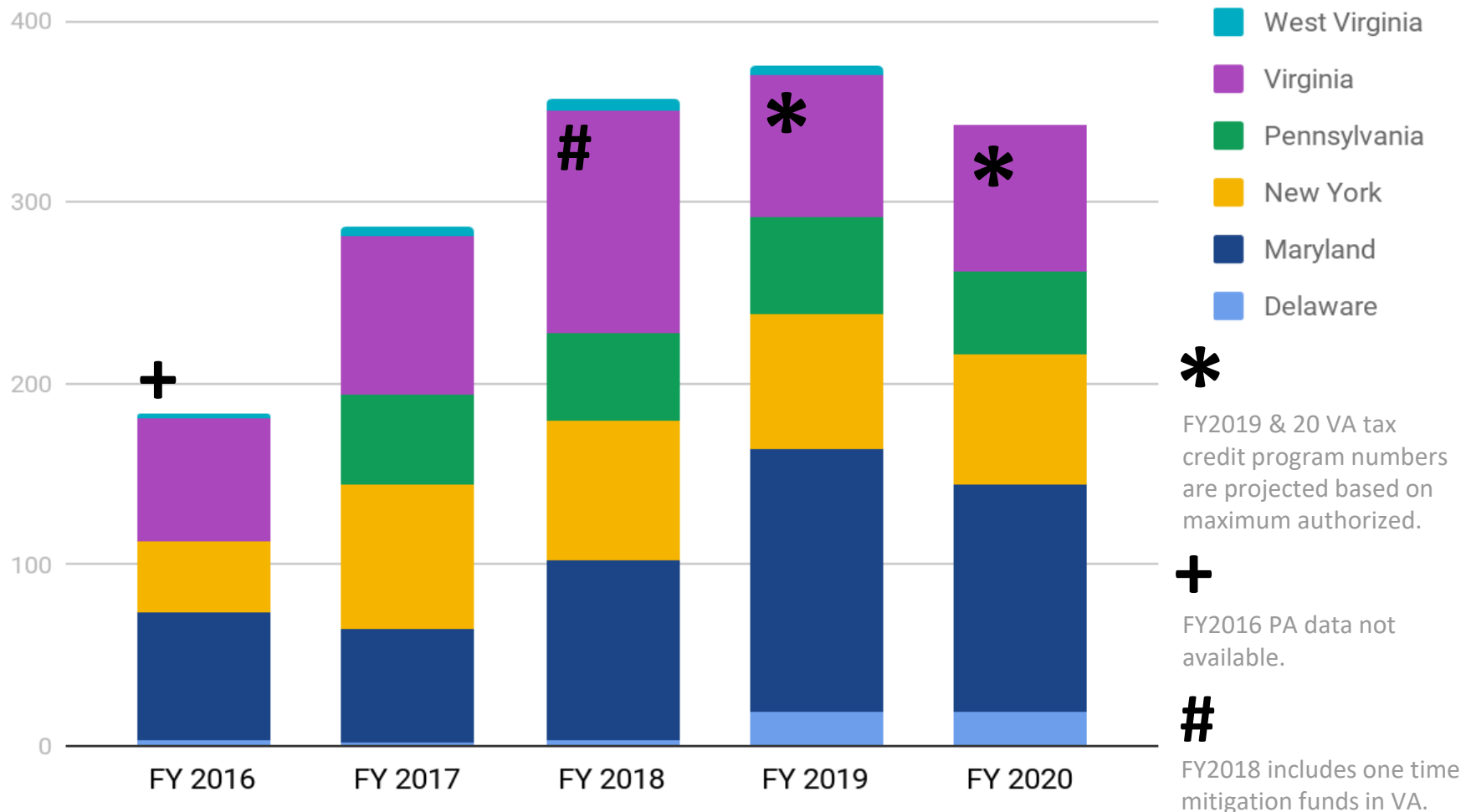


Source: WV Agricultural Land Protection Authority, WV DNR, WV OHCF

Catalog of Land Conservation Financing

All States

State Funds Supporting Land Protection (State-wide)



Catalog of Land Conservation Financing

State Investment Relative to Area

West Virginia

Pennsylvania

New York

Virginia

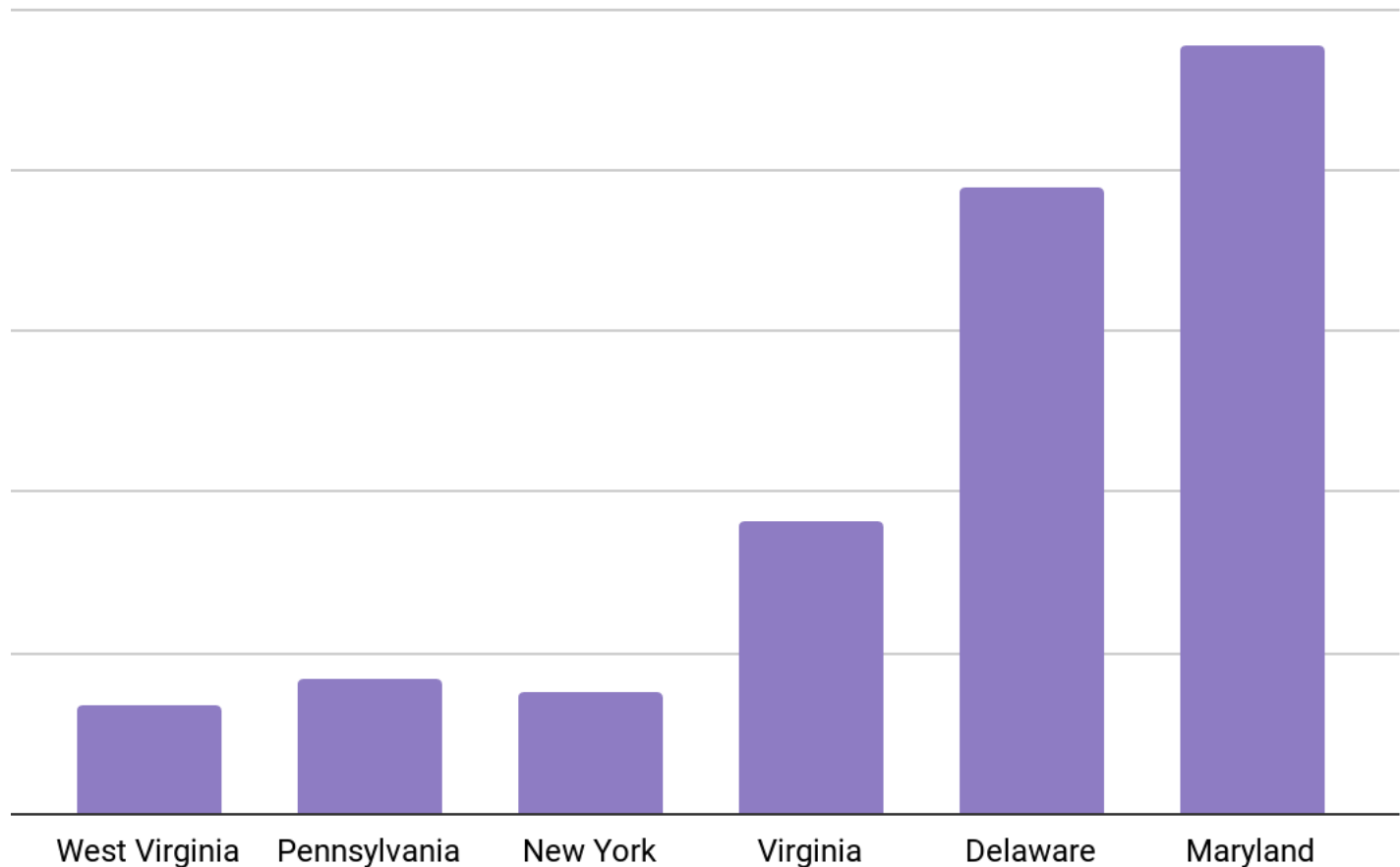
Delaware

Maryland

Based on FY 2019 State-wide Funding

Catalog of Land Conservation Financing

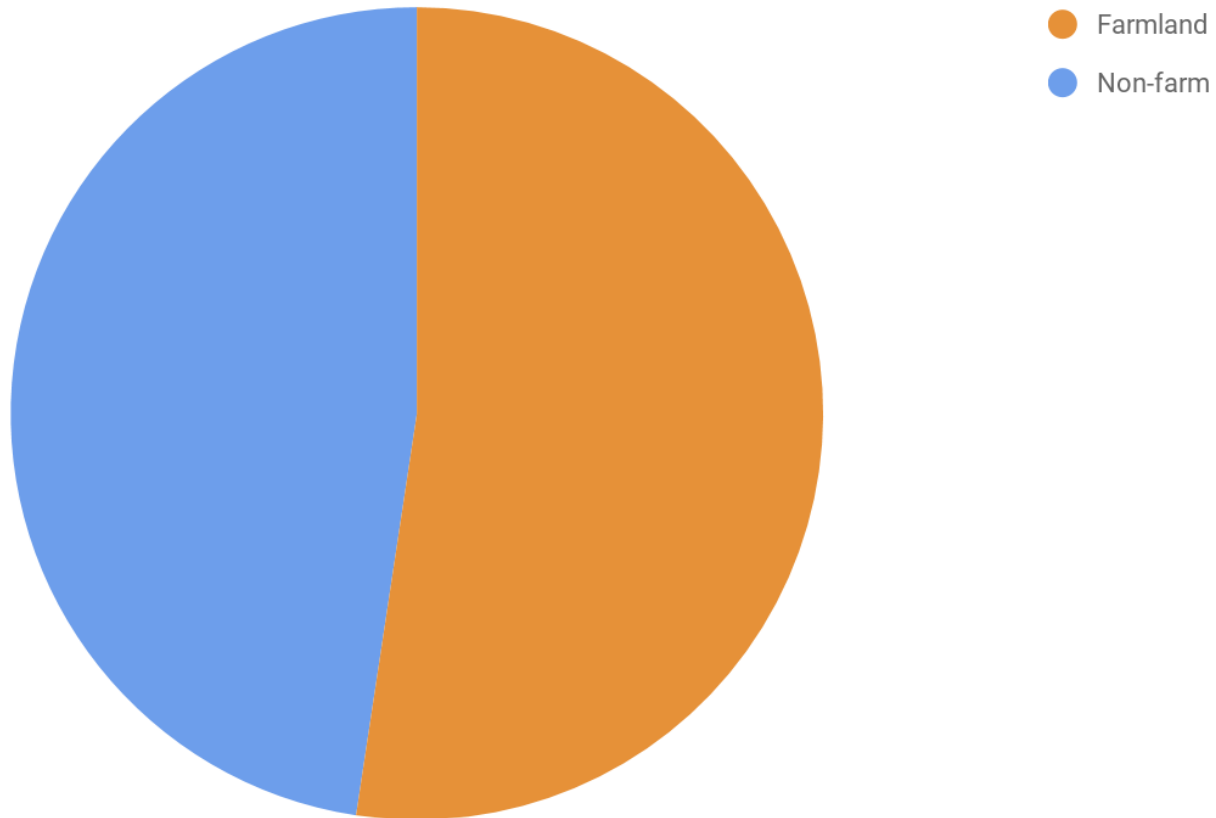
State Investment Relative to Population



Based on FY 2019 State-wide Funding

Catalog of Land Conservation Financing

Investment in Farmland Preservation

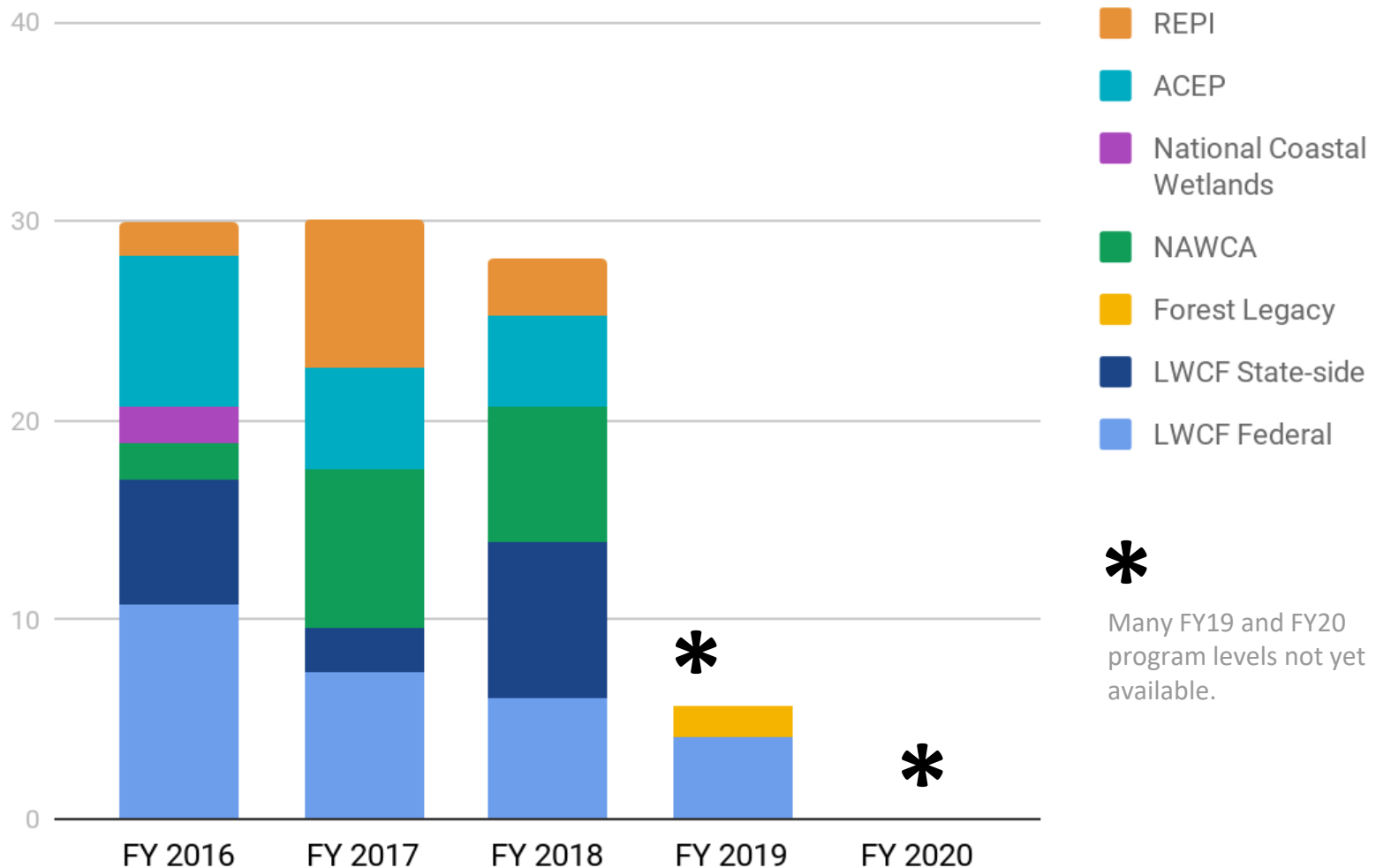


Based on FY 2019 State-wide Funding

Catalog of Land Conservation Financing

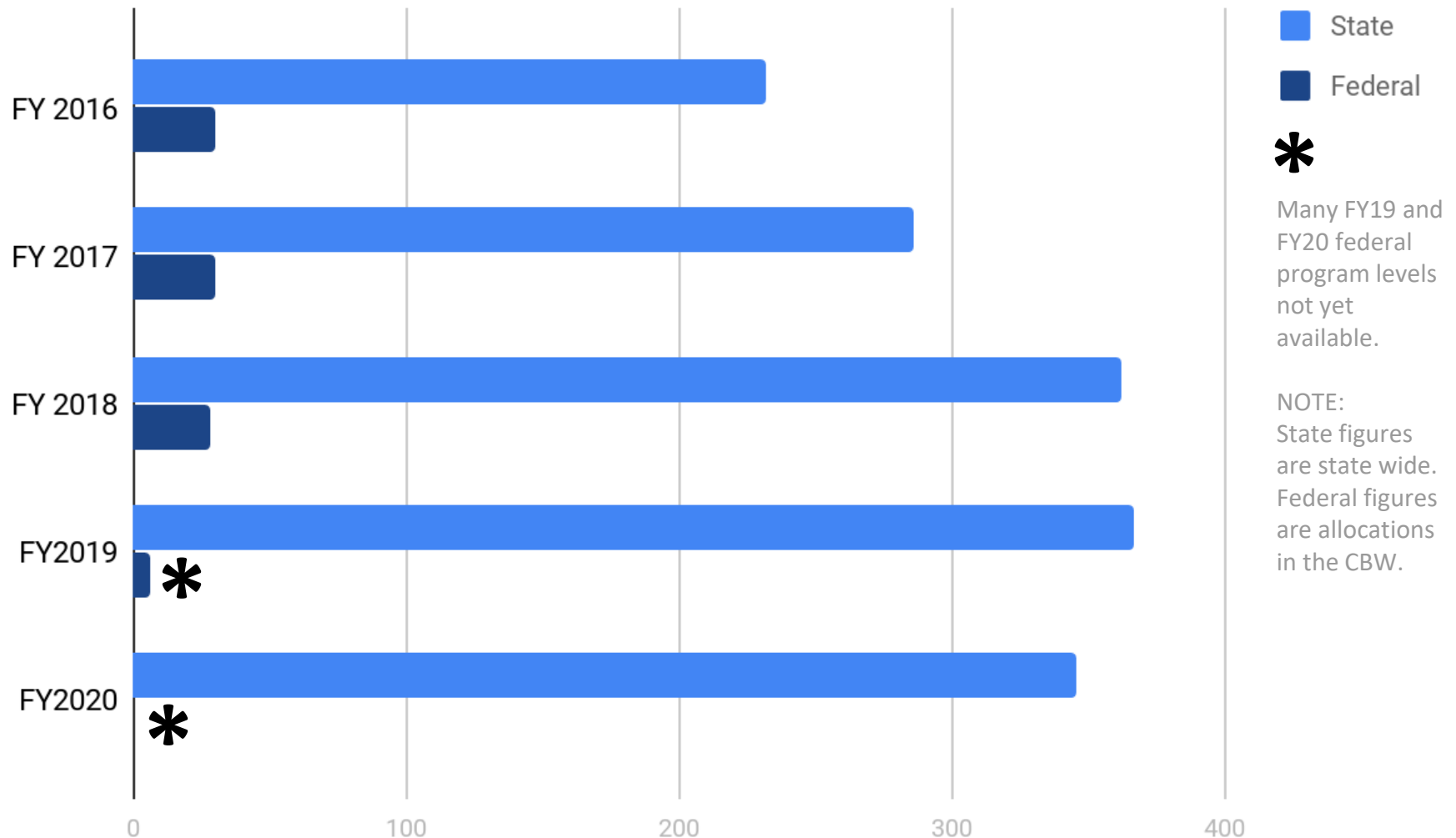
All Federal

Federal Funds Supporting Land Protection in Chesapeake Watershed

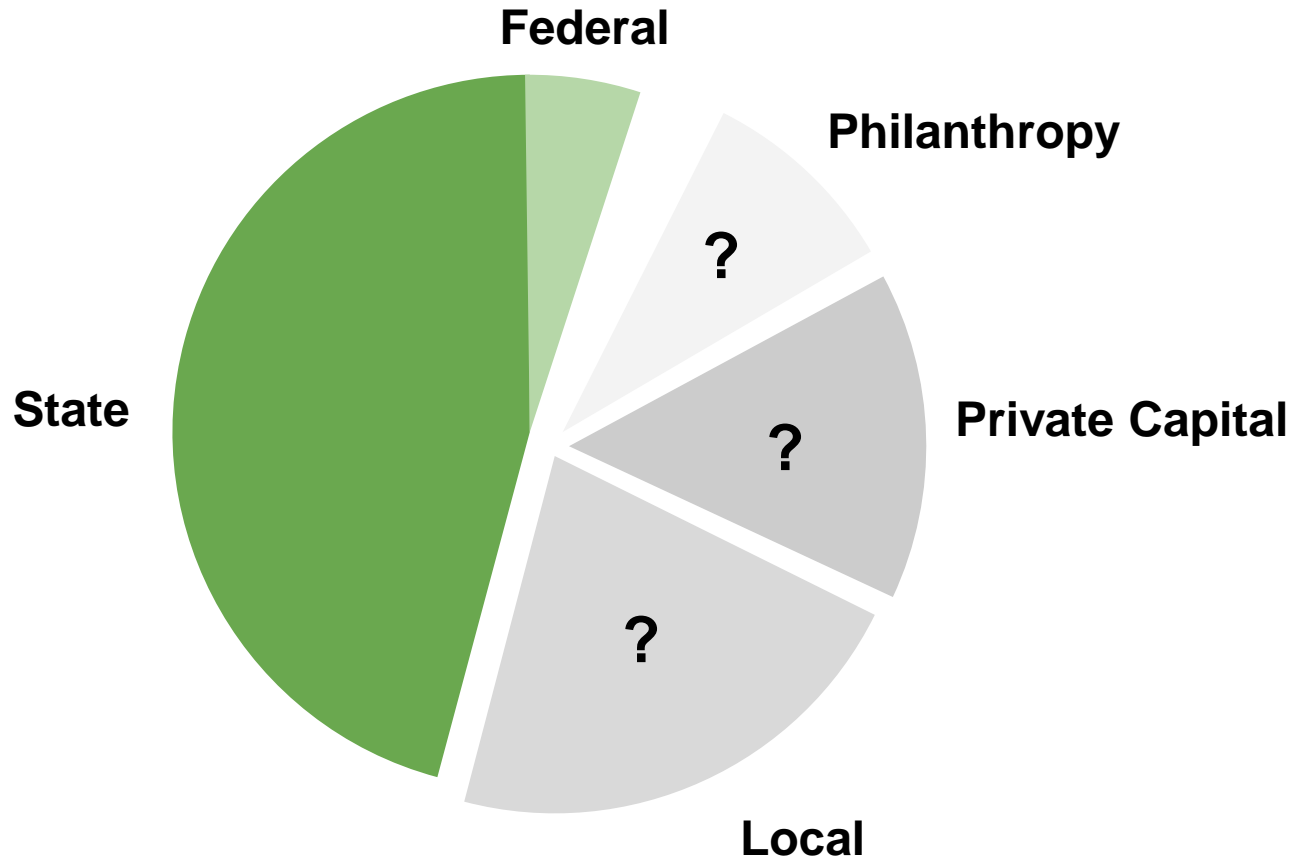


Catalog of Land Conservation Financing

FY18 State-Federal Comparison



Catalog of Land Conservation Financing



Catalog of Land Conservation Financing

Local Funding

One example:

Over a 25-year period, Lancaster County, Pennsylvania, invested more than **\$113 million of county funds** in farmland preservation to match more than \$90 million in state funds and \$10 million in federal funds.

Demand for Conservation

A few examples:

PA Farmland Preservation:

- Adams County: 68 applications covering 6,300 acres; could only preserve 800-1,000 acres with available funds
- Statewide: 1,500 farms are on county backlogs

MD Agricultural Land Preservation:

- 2013-18: 538 applications; only 247 easements could be funded

VA Land Conservation Foundation:

- For FY21: 86 applications requesting \$106.5 million to conserve 55,584 acres

A Few Questions to Consider

- If farmland preservation constitutes over 50% of conservation funding, are we doing enough for other resource values? For example, given recent science on biodiversity declines and climate change, how can investments in conserving natural heritage be increased?
- If over a third of all state land protection funding is found within one state, what can be done to increase funding in other states?
- Seventy percent of the watershed population lives within urban areas. How can states better support acquisitions of trails, passive parks, community gardens, etc. to better improve urban residents' health, environmental, economic, and social well being?
- The report reflects examples of the economic benefits of land conservation. Would a more comprehensive report on the economic benefits derived from conserved lands be useful in supporting further funding?